



86301

Tool Cases with Wheels (Empty)

ATORN®

Note:

Accessories wie e.g. tool board, bottom tray, tray inserts etc. available on request.

86301 101

Tool cases

Type

ABS plastics, black, extremely impact-resistant, airworthy. With solid aluminium frame, bottom studs. Hinge with ratchet, barrel locks. Robust, scratch-proof and impermeable to dust, wet cleaning permitted. 1 tool board with 25 toolholders, 1 push-in compartment 400 mm, 1 tool board with 10 toolholders, 1 cabinet cover panel with 15 toolholders, 1 push-in compartment 400 mm, 1 bottom tray with cover plate, height 88 mm, can be divided individually.

86301 102

Tool cases

Type

ABS plastics, black, extremely impact-resistant, airworthy. With solid aluminium frame, bottom studs. Hinge with ratchet, barrel locks. Robust, scratch-proof and impermeable to dust, wet cleaning permitted. 1 tool board with 25 toolholders, 1 push-in compartment 400 mm, 1 cabinet cover panel with 15 toolholders, 1 push-in compartment 400 mm, bottom tray with cover plate, height 88 mm, with variable subdivisions.

86301 103

Tool cases with wheels

Type

4 telescope-guided drawers, 1050 mm long, extra wide, powder-coated. Pulling or pushing are both possible. Rubber-coated large rollers with bearings. Wide wheel base, for secure pulling and pushing. No tilting and less movement of the contents. Shells made of ABS plastics, black. Double aluminium frame, hinges with ratchets, barrel locks, bottom studs. Tool boards made of Con-Pearl®. 1 tool board with 25 toolholders and 1 push-in compartment 400 mm, 1 cabinet cover panel with 15 toolholders and 1 push-in compartment 400 mm, 1 inner shell with variable subdivisions height 86 mm.



86301 101



86301 102



86301 103

Type	internal dimensions mm	Weight approx. kg	86301 ...
Tool cases	430 x 165 x 310	5,2	101
Tool cases	470 x 180 x 360	5,1	102
Tool cases with wheels	470 x 190 x 360	8,0	103

86300

Cargo Moulded Tool Cases (Empty)



PARAT

86300 301

Type

X-ABS plastics, extremely impact-proof, airworthy, black, 1 document compartment, 2 tool boards made of stable, splash and scratch-proof plastics with 3 toolholders for individual tool holding. With the unrivalled plug-in system CP-7 which facilitates the storing of tools, the user can customise as needed their tool cases. 1 bottom tray with variable subdivisions with plastic cover plate and multi-purpose toolholder. Higher stability by double aluminium inside frame, barrel locks with automatic safety latches. Hinges with ratchet and locking mechanism. Ergonomic handle with padded grip recesses for easy carrying. Load capacity of tool case approx. 40 kg.

86300 302

Type

Aluminium lacquered, airworthy, black, 1 document compartment, 2 tool boards made of stable, splash and scratch-proof plastics with 3 customisable tool holders. With the unrivalled plug-in system CP-7 which facilitates the storing of tools, the users can customise their tool cases. 1 bottom tray with variable subdivisions with plastic cover plate and multi-purpose tool holder. Higher stability by double aluminium inside frame, barrel locks with automatic safety latches. Hinges with ratchet and locking mechanism. Ergonomic handle with padded grip recesses for easy carrying. Load capacity of the tool case approx. 40 kg.



86300 301



86300 302

Internal dimensions mm	Weight approx. kg	86300 ...
460 x 185 x 310	5,2	301
470 x 190 x 355	6,0	302



8

• Tool cases

86302

Cargo Moulded Tool Cases (Empty)



PARAT

86302 201

Type

ABS plastics, extremely impact-proof, airworthy, black, **2 tool boards** made of stable, splash and scratch-proof plastics with 3 CP-7 toolholders for individual tool fixing **especially for insulated tools**. 1 bottom tray with variable subdivisions. Cover plate with universal toolholders. High stability by double aluminium inside frame. Barrel locks with automatic safety latches. Hinges with ratchet, load capacity of case approx. 40 kg.

Application

Particularly suitable for electricians safety tools.

86302 203

Type

Similar to cat.-no. 86302 201, but aluminium lacquered.

86302 201

86302 203



Internal dimensions mm	Weight approx. kg	86302	...
470 x 200 x 355	5,4		201
470 x 190 x 355	5,9		203

86305

Cargo Moulded Tool Cases (Empty)



PARAT

Type

ABS plastics, extremely impact-proof, airworthy, black, 1 document compartment in lid, 1 tool board with 2 CP-7 toolholders, 1 bottom tray with variable subdivisions with cover plate and CP-7 toolholder, barrel locks with automatic safety latches. Ergonomic handle with padded grip recesses, hinge with ratchet, load capacity approx. 40 kg.

Note:

accessories wie e.g. tool board, bottom tray, tray inserts etc. available on request.

86305



Internal dimensions mm	Weight approx. kg	86305	...
470 x 205 x 355	5,7		203

86308

Classic Moulded Tool Case (Empty)



PARAT

Type

Shells made of X-ABS plastics, extremely impact-resistant, airworthy, tool boards made of Con-Pearl®, black, double aluminium frame, sturdy handle with padded grip recesses, barrel locks, hinges with ratchet, bottom studs.

Note:

accessories wie e.g. tool board, bottom tray, tray inserts etc. available on request.

86308 102

Type

1 tool board with 25 toolholders, 1 push-in compartment 400 mm, 1 cabinet cover panel with 15 toolholders, 1 push-in compartment 400 mm, bottom tray with cover plate, height 88 mm, with variable subdivisions, 1 document compartment in the top.

86308 100

86308 100

Type

1 tool board with 13 toolholders, 1 push-in compartment 400 mm, 1 cabinet cover panel with 15 toolholders, 1 bottom tray with cabinet cover panel, height 58 mm, variable subdivisions, 1 document compartment in the lid.

86308 101

Type

1 tool board with 25 toolholders, 1 push-in compartment 400 mm, 1 tool board with 10 toolholders, 1 cabinet cover panel with 15 toolholders, 1 push-in compartment 400 mm, 1 bottom tray with cover height 58 mm, with variable subdivisions, 1 document compartment in the top.

86308 101

86308 102



Internal dimensions mm	Weight approx. kg	86308	...
460 x 120 x 310	4,1		100
460 x 190 x 310	5,1		101
470 x 200 x 360	5,0		102



86310

Classic Moulded Tool Case (Empty)

PARAT

Type

Aluminium, silver, airworthy. Double aluminium frame, handle with padded grip recesses, barrel locks, hinges with ratchet, 1 tool board with 25 toolholders, 1 push-in compartment 400 mm, 1 tool board with 10 toolholders, 1 cabinet cover panel with 15 toolholders, 1 push-in compartment 400 mm, 1 bottom tray with cover plate, height 58 mm, with variable subdivisions, 1 document compartment in the top.

Note:

Accessories wie e.g. tool board, bottom tray, tray inserts etc. available on request.



86310

Internal dimensions mm	Weight approx. kg	86310	...
460 x 170 x 310	5,2		201

86311

Aluminium Tool Case (Empty)

Type

Scratch-proof ABS outer sheet, rounded aluminium section, 2 shackle locks. Removable tool board in the lid, removable dividers on the bottom. Lateral shoulder strap holders. Colour: black.



86311

size (L x W x H) mm	load capacity kg	Weight approx. kg	86311	...
450 x 335 x 155	10	2,85		101

86315

Silver Moulded Tool Cases (Empty)

PARAT

Type

Shells made of ABS, tool boards made of Con-Pearl®, black, aluminium frame, stable handle, barrel locks, metal hinges, load capacity 20 kg.

86315 101

Type

1 tool board with 25 toolholders, 1 push-in compartment 400 mm, 1 tool board with 15 toolholders, 1 push-in compartment 400 mm, bottom tray with cover plate, height 58 mm, with variable subdivisions.

86315 102

Type

1 tool board with 25 toolholders, 1 push-in compartment 400 mm, 1 tool board with 10 toolholders, 1 cabinet cover panel with 15 toolholders, 1 push-in compartment 400 mm, 1 bottom tray with cover height 58 mm, with variable subdivisions, 1 document compartment in Top.

Internal dimensions mm	Weight approx. kg	86315	...
465 x 170 x 310	3,7		101
465 x 170 x 310	4,2		102



86315 101



86315 102

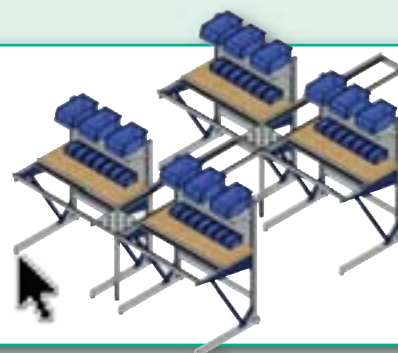
Workshop furnishings

Everything from one source.
We customize your workshop
using CAD technology.

Need some advice?

Contact us: betriebseinrichtung@hhw.de

Hommel Hercules
Werkzeughandel



• Tool bags • Drawer bag

86320

Top-Line Tool Case (empty)

PARAT 

Type

Cowhide, black, fold-out front wall, ergonomic handle with padded grip recesses and stable metal rail, variable locks, bottom studs, bottom tray made of sheet steel galvanised, push-in compartment,

fixed centre wall, variable toolholder system CP-7 with toolholders for tools of 11, 15 up to 26 mm Ø. Bag for small parts.



86320

Internal dimensions	Weight		86320	...
	mm	approx. kg		
415 x 165 x 275		3,5		101

86321

Top-Line Tool Case (empty)

PARAT 

Type

Made of extra thick cowhide, side walls and bottom tray made of extremely sturdy, humidity-resistant, double-walled HDPE plastics, semi-foldout front wall with 1 CP-7 toolholder for tools up to Ø 26 mm, centre wall with 2 CP-7 toolholders for tools up to

Ø 11 mm and Ø 15 mm, semi-foldout back wall with 1 CP-7 toolholder for tools up to Ø 15 mm, grip hole, variable locks, ring caps.



86321

Internal dimensions	Weight		86321	...
	mm	approx. kg		
460 x 210 x 340		4,5		101

86322

Top-Line Tool Case (empty)

PARAT 

Type

Made of extra thick cowhide, side walls and bottom tray made of extremely sturdy, humidity-resistant, double-walled HDPE plastics, semi-foldout front wall with 1 CP-7 toolholder for tools up to Ø 15 mm, centre wall with 2 CP-7 toolholders for tools up to Ø 11 mm and Ø 15 mm, semi-foldout back wall with

1 CP-7 toolholder for tools up to Ø 26 mm, front bag, plastic compartment with base cover, variable locks, ring caps.



86322

Internal dimensions	Weight		86322	...
	mm	approx. kg		
460 x 210 x 340		5,4		101

86323

Top-Line Tool Case (empty)

PARAT 

Type

Cowhide, black, bag reinforced with aluminium edges, quick-action lock, bottom studs, adjustable carrying strap, front-, rear- and centre walls with 17 toolholders, transparent push-in compartment in lid.



86323

Internal dimensions	Weight		86323	...
	mm	approx. kg		
220 x 140 x 250		1,3		101

86330

Top-Line drawer bag (empty)

PARAT 

Type

Made of extra thick cowhide, black, Con-Pearl®, fold-out front wall, back wall with 1 CP-7 toolholder for tools up to Ø 15 mm, 90 mm storage shelf behind the drawers, 5-part Drawer insert, carrying insert, dividers for small parts, padded handle, PARAT variable locks, aluminium corners.

Note:
Accessories for drawer fittings available on request.



86330

Internal dimensions	Weight		86330	...
	mm	approx. kg		
410 x 220 x 310		4,9		201

86340

Top-Line Tool Case (empty)

PARAT 

Type

Made of extra thick cowhide, side walls and bottom tray made of extremely sturdy, humidity-resistant, double-walled HDPE plastics, black, Con-Pearl®, semi-foldout front wall with 10 toolholders each, semi-foldout back wall with 13 toolholders each, solid centre wall with 2 CP-7 bit rails for tools up to

Ø 11 mm and Ø 26 mm, padded handle, PARAT variable locks, bottom studs, grip hole, ring caps.

NEW



86340

Internal dimensions	Weight	86340	...
mm	approx. kg		
440 x 185 x 300	3,95		101

86350

Flap-Lock Tool Case (Empty)

Type

Material artificial leather. Fully folds out. 17 tool holders, 3 rubber loops. 1 extra large lock, ergonomically-shaped handle.

NEW



86350

Internal dimensions	Weight	86350	...
mm	approx. g		
320 x 75 x 305	900		201

86358

New Classic Tool Case (empty)

PARAT 

Type

Cowhide, black, side walls and bottom tray made of impact and splash-proof HDPE plastics.

86358 201

Type

Fold-out front wall with 9 solid loops, solid centre wall with 11 adjustable loops and with 8 adjustable loops, semi-foldout back wall with 11 solid loops, bottom tray, PARAT quick-action locks, 2 locking straps, ring caps, bag reinforced with aluminium corners.



86358 101

86358 101

Type

Semi-foldout front wall with 9 solid loops, solid centre wall with 19 loops, semi-foldout back wall with 11 solid loops, side walls with 4 loops, loop for spirit levels in the lid, front bag, carrying handle, PARAT quick-action locks, 2 locking straps, ring caps, bag reinforced with aluminium corners.

86358 201

Internal dimensions	Weight	86358	...
mm	approx. kg		
460 x 210 x 340	4,7		101
460 x 210 x 340	4,4		201

86360

Tool cases (empty)

PARAT 

86360 101

Type

Cowhide, side walls and bottom tray made of HDPE, black, embossed. Semi-foldout front wall with 11 adjustable loops, back wall with 9 fixed loops. Front bag, ring caps, PARAT quick-action locks, bag reinforced with aluminium edges.



86360 101

86360 103

Type

Artificial leather, black, semi-foldout front wall with 9 non-adjustable loops, back wall with 11 adjustable loops, front bag, quick-action locks, ring caps, bottom tray made of sheet steel galvanised, bag reinforced with aluminium edges.



86360 103

Internal dimensions	Weight	86360	...
mm	approx. kg		
420 x 160 x 250	2,6		101
420 x 160 x 250	2,1		103



• Tool bags • Pilot's Cases • Service stations

86325

New Classic Tool Case (empty)

PARAT 

Type

Cowhide, black, fold-out front wall with 8 adjustable loops, 1 small parts bag, 1 toolholder, removable centre wall with 11 loops, 1 push-in compartment, back wall with 9 solid loops, bottom tray made of galvanised sheet steel, quick-action locks.

Internal dimensions	Weight	86325	...
mm	approx. kg		
400 x 140 x 280	3,0		101



86325

86361

New Classic tool bags (empty)

PARAT 

Type

ABS plastics, flap made of cowhide, black, with quick-action locks, bottom studs, without inside divisions.

Internal dimensions	Weight	86361	...
mm	approx. kg		
360 x 110 x 170	0,6		101
390 x 170 x 230	1,4		102



86361 101



86361 102

86363

New Classic tool bags (empty)

PARAT 

86363 101

Type

Sturdy embossed leather, black, carrying handle, quick-action locks, bottom studs.

86363 102

Type

Similar to cat.-no. 86363 101, but additionally with ring caps and back wall with loops.

Internal dimensions	Weight	86363	...
mm	approx. kg		
340 x 110 x 170	0,8		101
370 x 110 x 250	1,4		102



86363

86364

Pilot's Cases (Empty)

PARAT 

86364 101

Type

Made of high-quality cowhide, black. 1 attached front bag for DIN A4 inside with 3-part toolholders each approx. 410 x 265 mm. 1 padded notebook compartment approx. 425 x 50 x 285 mm. 2 holders for business cards. 2 loops for pens. Files can be stored upright. Numerical lock bicolour. Grip hole.

86364 102

Type

Wheelable. Made of high-quality cowhide, black. 1 front bag. 2 holders for business cards and 2 loops for pens in the lid. Files can be stored upright. Numerical lock bicolour. Grip hole.



86364 101



86364 102

Internal dimensions	Weight	86364	...
mm	approx. kg		
425 x 180 x 335	4,2		101
425 x 180 x 335	5,2		102



86365

PARATOOL - The Mobile Service Station (Empty)

PARAT

Type

PARATOOL at a glance

- Work ergonomically at the ideal removal height of 600 mm,
- Small parts compartment in base,
- Bottles and cans are standing upright,
- Inner shell cover serves as tray for tools,
- Load capacity 40 kg,
- Wear-resistant tool boards made of Con-Pearl®.
- Robust shells made of highly impact-resistant XENOY, black.

The tool tray PARATOOL, load capacity 3 kg, can be attached to the handle of the PARATOOL, when it is opened and in high position. It can be kept in the back storage compartment.

Step 1

Extremely large tool case.

Step 2

Pull out the handle and roll along.

Step 3

Elevate the case and there is room below for more luggage.

Step 4

When on site: open the case and the tools are at hand - the retracted base ensures high stability.

Note:

For airline travel.

86365 103

Type

- 1 tool board with 25 toolholders and 1 push-in compartment 400 mm,
- 1 tool board with 15 toolholders (6 of which for pliers), 1 push-in compartment 400 mm
- 1 inner shell with cover plate, height 22-54 mm,
- 4 drawer fittings incl. of tool tray PARATOOL.

86365 104

Type

- 2 tool boards with:
- 2 CP-7 toolholders Ø 11 mm,
- 1 CP-7 toolholder Ø 15 mm,
- 1 CP-7 toolholder Ø 26 mm,
- 1 inner shell with cabinet cover panel, height 22-54 mm, 4 drawer fittings,
- 1 document compartment in lid, incl. of tool tray PARATOOL.

86365 103



86365 104



Step 1



Step 2



Step 3



Step 4



Internal dimensions	Weight	86365	...
mm	approx. kg		
465 x 210 x 355	8,3		103
465 x 210 x 355	8,9		104

86366

Carrying strap

PARAT

Type

Made of polyester belt material, black. Adjustable, with 2 spring hooks. Shoulder padding.

86366



Dimensions	Weight	86366	...
mm	approx. g		
1.120 x 20	145		101

86367

Ring caps set

PARAT

Type

made of cowhide, black.

86367



Dimensions	Weight	86367	...
mm	approx. g		
50 x 40	50		101

• Tool Cases with Wheels • Tool cases • Tool boxes

86368

Tool Cases with Wheels (Empty)



PARAT

Type

Shells made of impact-proof X-ABS plastics black, airworthy, tool boards made of Con-Pearl® (high resistance against humidity, extremely scratch-proof), double aluminium frame, barrel locks, hinges with ratchet, bottom studs, lockable lid holder, 4 telescope-guided drawers 1.050 mm long, rubber-covered large rollers, with bearings.

86368 101

Tool Cases with Wheels Classic

Type

1 tool board with 25 toolholders and 1 push-in compartment 400 mm, 1 tool board with 10 toolholders. 1 cabinet cover panel with 15 toolholders and 1 push-in compartment 400 mm, 1 document compartment.

86368 103

Cases with Wheels Cargo

Type

2 tool boards and 1 cabinet cover panel with 4 CP-7 bit rails for tools up to Ø 2x11, 15 and 25 mm, 1 document compartment in the lid.

86368 106

Tool cases with wheels Classic King Size Plus

Type

1 tool board with 31 toolholders, 1 tool board with 12 toolholders, 1 cabinet cover panel with 19 toolholders and 1 push-in compartment 530 mm, 1 bottom tray with 1 divisible compartment 560 x 90 (67) x 223 mm, 1 solid compartment 540 x 57 x 140 mm, 1 loop for spirit level, 1 document compartment in the lid.

86368 101



86368 103



86368 106



Internal dimensions mm	Weight approx. kg	86368 ...
470 x 210 x 360	7,5	101
470 x 210 x 355	7,7	103
575 x 220 x 420	9,2	106



86374

Mobile tool cases (empty)

86374 101

Type

Double-walled tool cases made of HDPE plastics. Easy to transport thanks to large, smooth running wheels and telescope handle which locks in place. Soft handle with hold-back spring. 2 tool boards with push-in compartments. One board can be equipped from one side, the other from both sides. 1 document compartment.

2 small parts boxes. Base tray with adjustable subdivisions. 2 locks incl. of keys.



86374 101



86374 105

Type

Tool cases made of HDPE plastics. Easy to transport thanks to large, smooth running wheels and telescope handle which locks in place. 2 soft handles with hold-back spring. 2 tool boards with push-in compartments. 1 document compartment. 3 small parts boxes. Internal floor tray with pre-cut foam inlay. 2 locks incl. of keys.



86374 105



Dimensions A x B x C x D x E mm	Load capacity max. kg	Weight kg	86374 ...
485 x 370 x 190 x 85 x 105	35	5,8	101
470 x 390 x 300 x 94 x 203	45	8,0	105



86376

Tool cases BIG Twin



86376 101

Tool cases

Type

Wear-resistant type made of ABS material, black. All around aluminium frame with D-ring for attachment of a carrying strap and fixed, sturdy, centre wall with can be equipped on both sides, with diverse possibilities of inserting tools thanks to elastic loops and 12 small bags. Smooth carrying handle and holding fixture built in the bottom part for attaching a trolley (optional, see cat.-no. 86376 102). Metal hinges. Load capacity up to 30 kg. Can be opened from one or two sides, bottom and top can be opened independently from each other. Thanks to the lid holders on both sides with hinge-type operation which lock in opening angles 45° and 90°, the case can stand by itself in all positions. 3-digit numerical lock and 2 barrel locks for locking the lid in position. Removable document compartment and removable tool board, can be equipped from one side, with 13 tool bags. 2 barrel locks for locking the bottom in position. Bottom tray, height 58 mm, can be customised by means of flexible inserts and cover plate with 6 large tool bags which lock in place by means of press studs.

86376 102

Telescopic handle

Type

Handle adjustable in height with locking mechanism, length extended 1000 mm. Integrated mechanism for easily attaching and removing from the case. With two smooth running wheels.

Application

For tool cases BIG Twin, cat.-no. 86376 101.

86376 101




86376 102



Lockable latch on top: opening the other side of the case



Lateral lockable latch: opening the other side of the case



Lid holder with opening angles 45° or 90° by engaging the switch lever



BIG Twin with attached trolley



Type	External dimensions W x H x D mm	Internal dimensions W x H x D mm	Weight kg	86376	...
Tool cases	490 x 255 x 410	445 x (105+105) x 350	7,95	101	
Telescopic handle	245 x 400 (1000) x 60	-	1,07	102	

86375

Tool Boxes (Empty)



Type

Spacious and strong tool box, made of impact-proof plastics, polypropylene. Carrying insert in high position, large, with high stability, removable, splashwater-proof. 1 visible storage cabinet. Quick-action locks made of plastics, for padlock (cat.-no. 86931 cont.).

NEW

86375 201

86375 202



86375 203



External dimensions mm	Weight kg	86375	...
440 x 230 x 235	1,820	201	
475 x 257 x 255	2,235	202	
585 x 290 x 280	3,060	203	



8

86385

Backpack (empty)

Type

With padded back and adjustable carrying strap. Large, doubly divided compartment, can be equipped from both sides and two front bags. Wide document compartment. Bottom with adjustable subdivisions. The 3M reflection guarantee safety for the transport. Colour black grey.

Application

For professional and DIY usage.

Quality

Made of robust polyester, resistant against chemicals, temperature-resistant.



Dimensions	Weight	86385	...
mm	kg		
300 x 120 x 400	2,3		101

86386

Tool Rolls (Empty)

PARAT

Type

Artificial leather, with toolholders. Buckle lock.

number of Push-in compartments	External dimensions mm	Weight approx. g	86386	...
12	550 x 315	260		201
15	660 x 315	300		202
20	750 x 330	340		203



86388

Tool Rolls (Empty)

HHW

Type

Made of artificial leather, black, green borders.



number of Push-in compartments	External dimensions approx. mm	86388	...
4	300 x 140		301
6	300 x 290		302
7	165 x 160		303
8	440 x 280		304
8	740 x 240		305

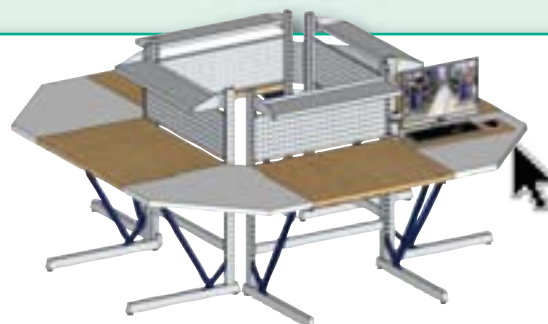
Workshop furnishings

Everything from one source. We customize your workshop using CAD technology.

Need some advice?

Contact us: betriebseinrichtung@hhw.de

Hammel Hercules
Werkzeughandel



86405 - 86406

Mechanic's Tool Boxes

ATORN®

Type

Solid, sturdy sheet-steel design, with complete blue enamel finish, fold-down tubular carrying handle. Lid with overlapping edges and reinforcement beading, particularly torsionally rigid (theft-proof). Continuous hinge with borehole for a padlock.

Note:

Padlock see cat.-no. 86931 cont.

86405 - 86406



Dimensions L x W x H mm	3-part		5-part	
	86405	...	86406	...
430 x 200 x 150	101			
430 x 200 x 200				102
530 x 200 x 200				103
600 x 200 x 200				104

86408

Rollbox

HW

Type

A tool box on wheels. Made of solid sheet steel with environmentally friendly powder-coating. **With retractable handle for moving.** Dimensions in extended position: 680 x 395 x 760 mm. When folded (without carrying handle) 640 x 395 x 360 mm.

Finish: 2 colours, red/black.

Application

The Rollbox offers the following advantages:

- Easy moving instead of heavy carrying.
- Easy to open and close by one-hand action.
- Easy opening without getting wedged.
- Tools and equipment are always accessible at perfect height.
- Needs only small space in closed position.
- Ideal for assembly works at different locations.



86408



86408	...
101	

86606

Mechanic's Sheet Steel Tool Boxes

Type

Very sturdy, weatherproof. Interior of tool box lined with beaver board. With removable tray for small parts, pouch for drawing in lid, wide carrying handles. **Device for padlock.** (padlock see cat.-no. 86931 cont.).

Grey.

86606



Dimensions mm	Weight approx. kg	86606	...
690 x 360 x 310	15	101	
830 x 440 x 340	20	102	
910 x 530 x 430	25	103	
985 x 360 x 300	19	104	

86615

Light Metal Multi-Purpose Box



ZARGES

Type

Made of high-quality light alloy, easy and comfortable to carry. Sturdy and very resistant design. Easy to secure with lock. Corrosion-proof, dust-protected, water-proof, with all around, lid seal made of injected foam.

Application

For use as tool chest, mechanic's tool box, shipping container, etc.

Note:

Accessories see cat.-no. 86620.

86615 101



86615 103



Contents	External dimensions W x D x H mm	Weight approx. kg	86615	...
42	600 x 400 x 240	4,0	101	
81	800 x 400 x 330	5,5	103	

• Transport stacking boxes • Cases for small parts • Padlock

86618

Euro Boxes (for Transport)



ZARGES

Type

Made of very strong, corrosion-resistant aluminium alloy. Lid with hinges made of stainless steel and two straps. Splash-water and dust-proof thanks to lid seal. Reinforcement flanges, blue stacking corners

made of impact-proof plastics, plastic-coated spring-loaded handles. Folding locks at the front, cylinder locks or padlocks can be used.

Note:
Accessories see cat.-no. 86620.

86618



Internal dimensions L x W x H approx. mm	external dimensions L x W x H approx. mm	volume approx. l	Weight approx. kg	86618	...
350 x 250 x 310	400 x 300 x 340	27	3,0		101
550 x 350 x 220	600 x 400 x 250	42	4,7		102
550 x 350 x 310	600 x 400 x 340	60	4,9		103
550 x 350 x 380	600 x 400 x 410	70	5,2		104
750 x 350 x 310	800 x 400 x 340	81	6,1		105
750 x 550 x 380	800 x 600 x 410	155	7,5		106
750 x 550 x 580	800 x 600 x 610	240	8,9		107
1150 x 250 x 220	1200 x 300 x 250	63	6,3		109
1150 x 750 x 480	1200 x 800 x 510	415	13,0		108

86620

Accessories for cat.-no. 86615 - 86618



ZARGES

Application

For cat.-no. 86615 - 86618.

86620 101

Compartment for small parts

With 21 plug-in parts made of polypropylene, for cat.-no. 86615 101, 86618 102, 103+104.

86620 102

Foam set

Made of soft foam, for sensitive parts. Adaptation to shape without tools. Contains 1 lid (30 mm), 1 base (10 mm), 2 plates (30 mm), 2 plates (60 mm). For cat.-no. 86615 101, 86618 101, 102, 103+104.

86620 104

Adjustable dividing system

Consists of one compartment divider with two rails. For cat.-no. 86618 102, 103+104.

86620 105

Cylinder lock set

Family locks, only in set. One key for both locks.

86620 106

Cylinder lock set

The complete series has family locks, each key opens several boxes

86620 107-108

Trolley W 150

Aluminium frame with 2 steering wheels and 2 support rollers, Ø 125 mm, 40 mm wide, rubber wheels (non-marking), ball-bearing mounted.

86620 107


For cat.-no. 86615 101, 86618 102+104.

86620 108


For cat.-no. 86618 106+107.

Description	size mm	L x W mm	86620	...
Compartment for small parts	430 x 330 x 60	-		101
Foam set	550 x 350 x 220	-		102
Compartment divider system	-	-		104
Cylinder lock set	-	-		105
Cylinder lock series	-	-		106
Trolley W 150	-	600 x 400		107
Trolley W 150	-	800 x 600		108

86620 101



86620 102



86620 104



86620 105-106



86620 107-108



86900

Cases for Small Parts

Type

Made of sheet steel, powder-coated, blue, with automatic forced locking and 2 additional turnbuckles. With foam padding in lid. With plastic boxes.

Dimensions and colours of boxes:

Type 1 54 x 54 mm, height 63 mm, red,

Type 2 54 x 108 mm, height 31 mm, yellow,

Type 3 54 x 108 mm, height 63 mm, yellow,

Type 4 108 x 108 mm, height 63 mm, blue,

Type 5 108 x 162 mm, height 63 mm, green,

Type 6 108 x 216 mm, height 63 mm, grey.

86900 104-106

Type

Additionally with removable intermediate tray.

External dimensions mm	Equipped with plastic boxes number of + type/colour	86900	...
440 x 330 x 66	8 x type 5		101
440 x 330 x 66	12 x type 1 / 6 x type 3 / 3 x type 4 / 2 x type 5		102
440 x 330 x 66	24 x type 3		103
440 x 330 x 100	24 x type 2 / 4 x type 4 / 4 x type 6		104
440 x 330 x 100	24 x type 2 / 6 x type 3 / 3 x type 4 / 3 x type 6		105
440 x 330 x 100	12 x type 1 / 24 x type 2 / 6 x type 3 / 3 x type 4 / 2 x type 5		106


86900 101



86900 102




86900 103



86900 104



86900 105



86900 106



86935

brass-padlock


Type

Robust cylinder lock. Solid brass. Frame as hard as steel. Lock and bolt. Different locks.

Dimensions	frame Ø	internal frame height	internal frame width	86935	...
W x D x H mm	mm	mm	mm		
29 x 13 x 46	5,0	16,0	14,3		101
39 x 13 x 61	6,0	22,0	20,0		102
48 x 14 x 71	7,0	26,0	25,0		103


86935
86931

Padlocks

Type

Housing black lacquered. Frame galvanised. Key nickel-plated with tumblers and 2 mandrel keys. Different locks.

Dimensions	frame Ø	86931	...
W x D x H mm	mm		
40 x 12,5 x 34	6,0		202
50 x 15,5 x 42	7,5		203


86931
86936

Brass-padlock


Type

High-precision two-sided key locking system with 168.000 different possibilities. Lock made of solid brass. Internal parts made of corrosion-free, high-quality materials. Double locking. Automatic locking mechanism. Hardened frame. Precision pin cylinder with mushroom head pins. Paracentral key profile for improved security.

86936 101
Type

Different locks.

86936 102
Type

Family locks.

Type	Dimensions	shackle Ø	86936	...
	W x D x H mm	mm		
Different locks	40 x 16 x 61	6,5		101
Family locks	40 x 16 x 61	6,5		102


86936
86937

Brass numerical locks


Type

Solid brass. Frame made of steel. With number code, customisable.

Application

For comfortable operation, e.g. in schools, companies, or for securing luggage.

Dimensions	frame Ø	86937	...
W x D x H mm	mm		
30 x 15 x 70	5,0		101
40 x 18 x 81	6,0		102

86937 101
86937 102

86938

Padlock Original ABUS-DISKUS


Type

100 % weather-proof. Completely made of stainless material, frame made of stainless steel. The round shape plus the narrow opening makes it very difficult to break into it. In addition to that: saw protection.

High-quality weld. Double locking. Precision pin cylinder with mushroom head pins. Different locks.

Dimensions	frame Ø	86938	...
W x D x H mm	mm		
51 x 25 x 51	6,5		101
71 x 31 x 71	10,0		102


86938

• Padlock • Key cabinets • Lamps

86932

Brass padlock INOX



Type

Stainless. Brass frame double locking. Veritable pin cylinder. Quick locking by snapping the frame into the lock without the necessity of having the key inserted. 2 keys. Different locks.

Application

Especially suitable for extreme weather conditions. Ideal for securing vehicles or boats.

86932 102

86932 101



Dimensions	frame Ø	86932	...
W x D x H mm	mm		
32 x 15 x 44	4,5		101
43 x 17 x 59	6,5		102

86933

Padlock Aqua Safe



Type

Enclosed lock body for protection against water and dirt. Impact-resistant plastic-coating for improved security and against scratches. Special keyhole cover for protection against dust and dirt. Solid brass lock body for perfect corrosion protection. Precision pin cylinder made of stainless materials. Frame made of stainless steel, double locking.

Stainless and sea-water-proof.

Application

Especially suitable at extreme weather and environmental influences. Ideal for securing vehicles or boats.

86933 101



Dimensions	frame Ø	internal frame	internal frame	locking elements	86933	...
W x D x H mm	mm	height mm	width mm	pin pairs		
53 x 28 x 73	8,0	24,5	20,5	8		101

86940

Key Cabinets (Empty)

Type

Adjustable hook strips, multi-colour. Numbered in sequence.

Finish: RAL 9002 grey white.

Key rings not included.

Note:

Further types available on request.

86940 201



number of hook	External dimensions height mm	External dimensions Width mm	External dimensions Depth mm	86940	...
20	255	190	70		201
42	305	230	80		202

86941

Key Cabinets (Empty)

Type

Made of folded sheet steel, electrically welded. Door flush with frame all around, cylinder lock, 2 keys.

Hook strips adjustable, multi-colour, numbered in sequence. Clear key index.

Finish: RAL 9002 grey white.

Key rings not included.

Note:

Key cabinets with different numbers of hooks available on request.

86941 202

86941 203



number of hook	External dimensions height mm	External dimensions Width mm	External dimensions Depth mm	86941	...
64	450	300	80		201
100	550	380	80		202
200	550	380	140		203

86945

Key rings

Type

Pack = 10 pcs. colour coded, without numbers.

Application

For cat.-no. 86940 and 86941.

86945



Pack = pcs.	86945	...
10		101